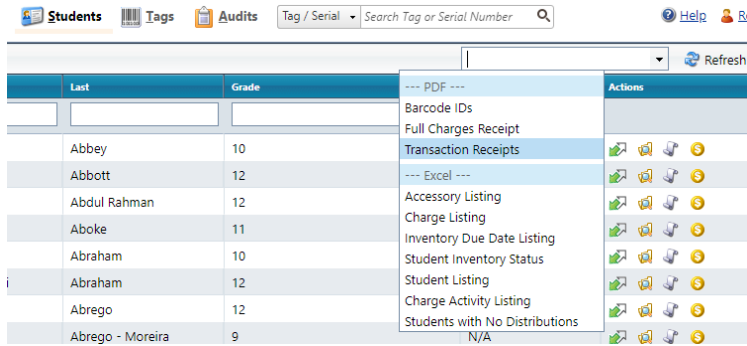


## How to See Student Device Information

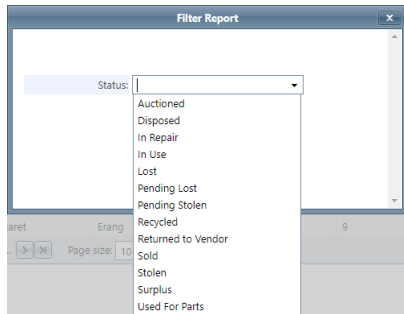
Go to the Students tab in TipWebIT

From the drop down menu, select “Student Inventory Status”



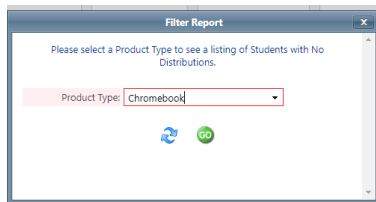
Last	Grade	Actions
Abbey	10	PDF, Barcode IDs, Full Charges Receipt, Transaction Receipts
Abbott	12	Excel, Accessory Listing, Charge Listing, Inventory Due Date Listing, Student Inventory Status, Student Listing, Charge Activity Listing, Students with No Distributions
Abdul Rahman	12	
Aboke	11	
Abraham	10	
Abraham	12	
Abrego	12	
Abrego - Moreira	9	

From the Status dropdown, select “In Use” to see a distribution report or “In Repair” to see how many are currently in a damaged status.



You will then have a downloaded file called StudentInventoryStatus.csv which you can open in Excel.

If you want a report of students without chromebooks, select the report “Students with No Distributions”. On the popup window dropdown, select Product Type of Chromebooks.



This report will appear in your downloads as “StudentsWithNoDistributions.csv”.